

LM Gateway404-M



Product Features

- Quad -core A9, clock speed 1.4GHz
- 4 fully isolated RS485 (RS232 multiplexed) interfaces
- 2 x 100M/10M Ethernet interfaces
- Modbus routing across multiple master stations.
- Supports Modbus RTU protocol acquisition and provides Modbus TCP protocol services .
- Modbus service supports bad value retention
- Supports online monitoring of web services .
- Support firmware upgrade
- Operating temperature: -40 ~ 85°C
- Supports a maximum of 2048 data points



Product Introduction

The LM Gateway404-M can function as a data acquisition gateway, actively collecting data from terminal devices via the Modbus RTU protocol. It also provides a Modbus TCP server interface, allowing host computers to uniformly read data via Ethernet and achieve centralized data forwarding. Alternatively, it can function as a Modbus routing gateway, supporting the connection of multiple TCP clients and concurrently processing Modbus TCP requests from multiple master stations , converting them into Modbus RTU requests for device communication.

Product Specifications

Hardware parameters	Certification	RoHS , CE , FCC Class A
	Memory	512MB DDR3 high-performance memory
	Nand flash	The MLC eMMC board has an onboard 8GB eMMC module.
	Power supply	DC9V ~ 48V / AC12V ~ 30V , supports reverse connection protection, lightning protection, overcurrent protection, etc.
	LED indicator light	POWER , SYS , serial port transmit/receive indicators
	Enclosure protection rating	IP50
	Power consumption	The maximum average power consumption of the entire machine is ≤ 5W.
	Installation method	Supports wall mounting and DIN rail back mounting, DIN rail side mounting.
I/O interface	Serial port	4xRS485
	Network port	2xLAN ports
	Power connector	1x3-pin terminal
Environmental parameters	Operating relative humidity	20-90 % No condensation
	Relative humidity during storage and transportation	15 % -95 % No condensation


Features

1. Supports bidirectional transparent transmission conversion between Modbus RTU serial port and Modbus TCP Ethernet port, enabling seamless integration of serial devices and network systems.
2. Supports multi-master station routing and forwarding, and concurrent processing of Modbus TCP requests from multiple masters .
3. Supports Modbus RTU protocol acquisition and provides Modbus TCP service forwarding.
4. Provides a user-friendly web configuration interface, allowing users to easily configure routing and data collection functions.

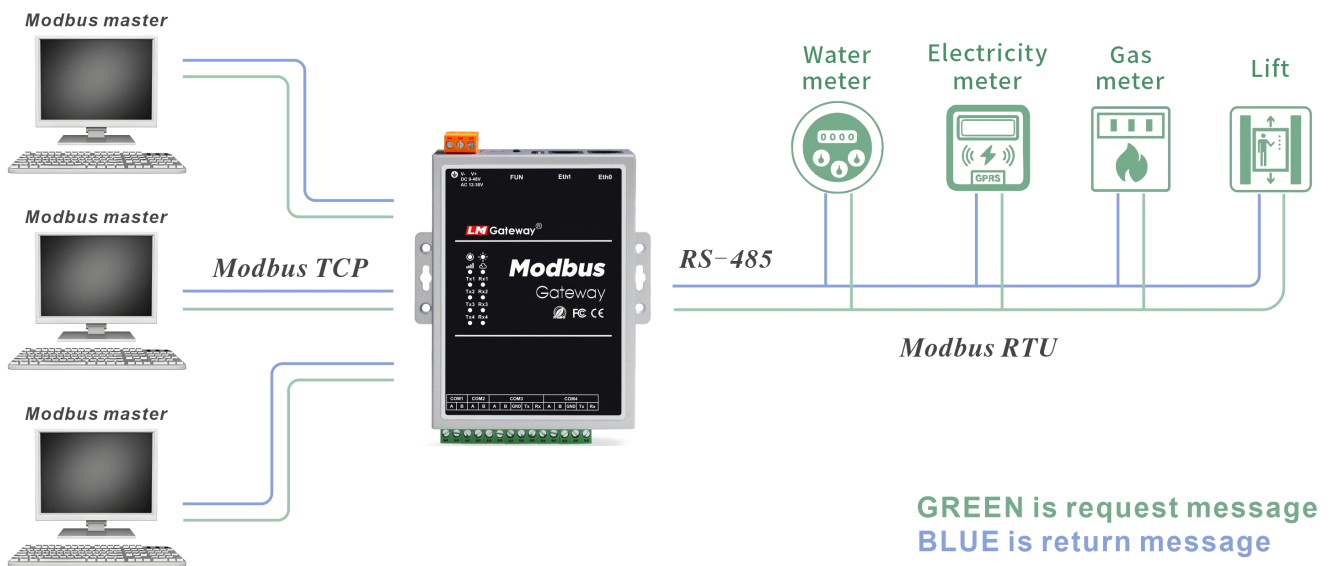
LM Gateway404-M

Work mode

- Gateway mode



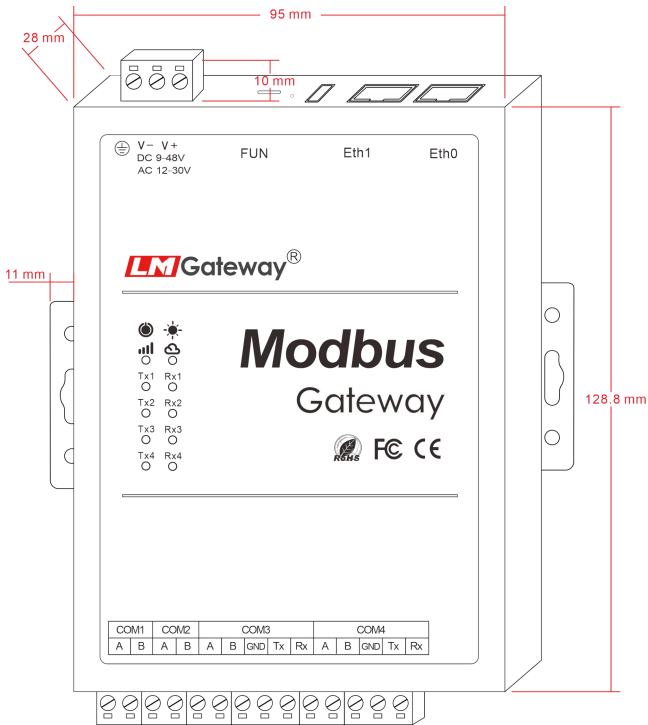
- Router mode



LM Gateway404-M

Gateway dimensions and installation diagram

- Back rail and hanging ear installation



- Side rail installation

