

# BACnet Router Help document

LM Router414-B



Huangshan LM Measurement and Control Technology Co.Ltd.

[www.lmgateway.com](http://www.lmgateway.com)

# Contents

- 1 Technical Support.....3
- 2 Overview .....3
- 3 Steps
  - 3.1 Web Login..... 3
  - 3.2 Network settings.....4
  - 3.3 BACnet IP .....5
  - 3.4 BACnet MS/TP .....5
  - 3.5 Save the configuration and restart the BACnet route to take effect.....7
  - 3.6 Firmware Upgrade.....7
- 4 Router hardware configuration.....7

## 1 Technical Support

- Email: [1926608609@qq.com](mailto:1926608609@qq.com)
- Phone: + 86 18049040679
- Website: [www.lmgateway.com](http://www.lmgateway.com)

## 2 Overview

- LM Router414-B can support 4 MSTP buses at the same time.
- BACnet routing enables transparent between BACnet MS / TP and BACnet IP.
- Supporting Johnson Controls, Siemens, Honeywell, Delta, Schneider DDC, Siemens VAV controllers and other MSTP controllers.
- Upload and download DDC program.
- WEB configuration using Google Chrome.

## 3 Steps

Router web configuration, the default IP address of Router eth0 is 192.168.1.230, and the default IP address of eth1 is 192.168.0.230. Connect Router to the switch or directly connect to the PC. Set the PC's network to the same network segment as the Router, and enter the router's IP address in the browser to configure the Router series.

### 3.1 Web Login

Enter the default IP address of the Router in the browser, as shown in Figure 3-1-1. The Router connects to the eth0 port.

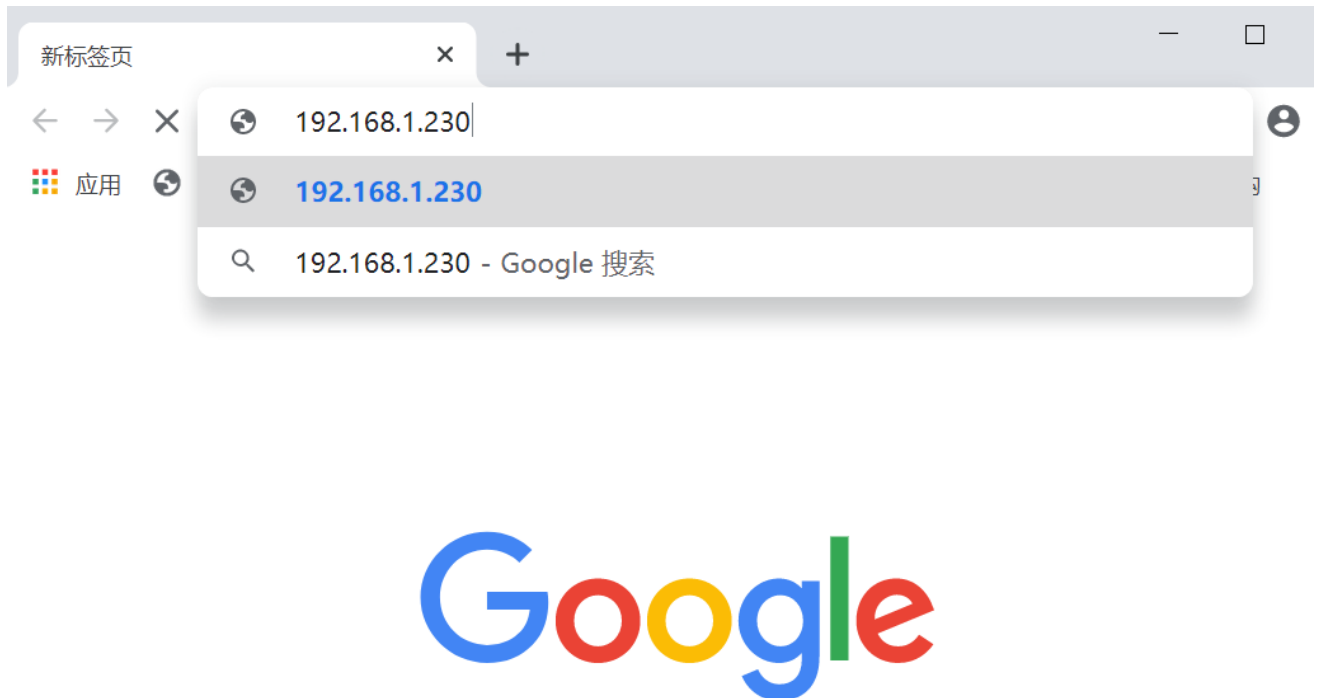
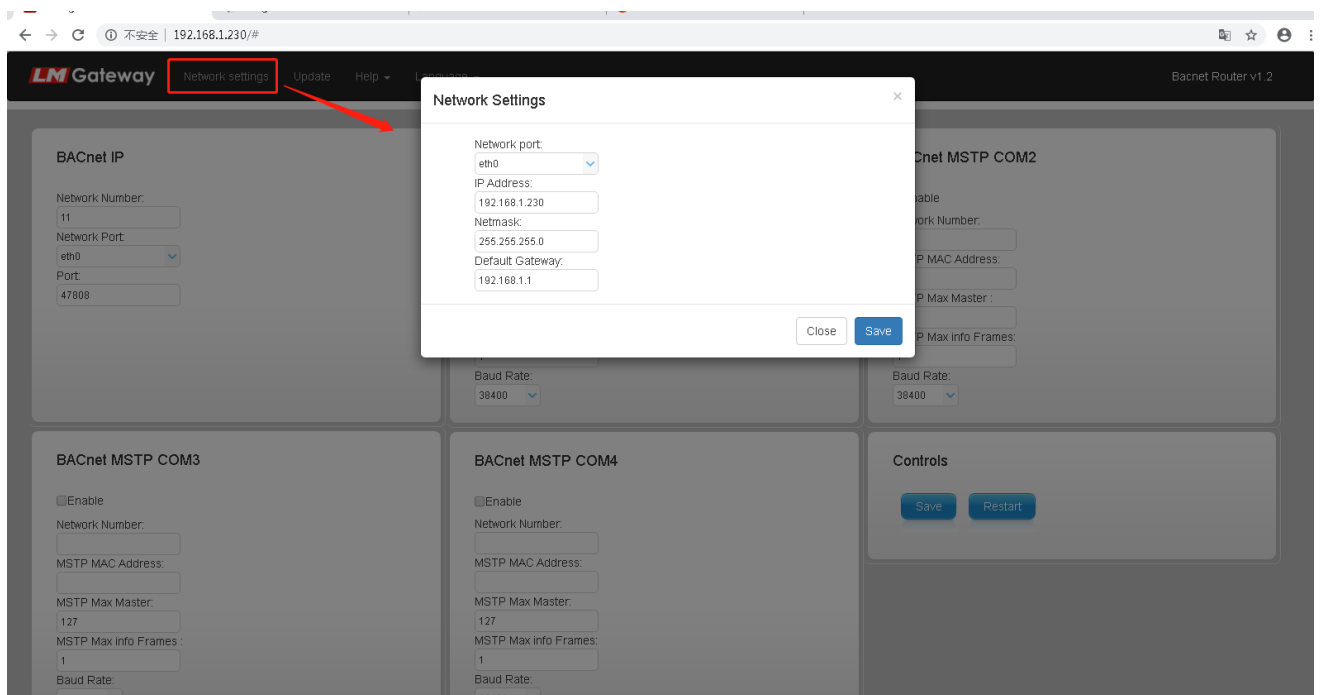


Figure 3-1-1

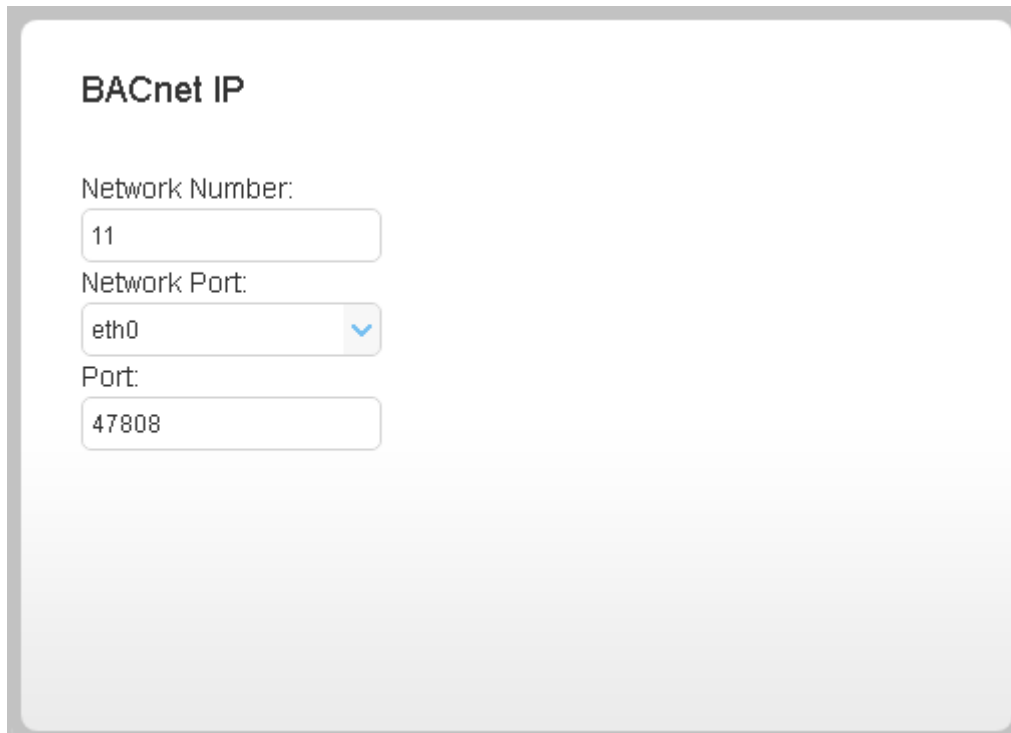
## 3.2 Network settings

Set the IP address, netmask and default gateway. Click the save button to take effect immediately.



### 3.3 BACnet IP

- Configure a unique network number on the BACnet network (1 to 65534)
- Select a network port (eth0 or eth1), which will provide BACnet IP services
- The default port number of BACnet IP is 47808 (0xBAC0). you can configure other port numbers (1 ~ 65534).



**BACnet IP**

Network Number:  
11

Network Port:  
eth0

Port:  
47808

### 3.4 BACnet MS/TP

You can enable 4 MSTP links, which are controlled by the Enable check box. They are used on the configuration page:

- BACnet MS/TP COM1
- BACnet MS/TP COM2
- BACnet MS/TP COM3
- BACnet MS/TP COM4

Parameter configuration:

- Configure the unique network number (2 ~ 65534) in the BACnet network. It is recommended to use a network number greater than 10.
- MSTP MAC address (0 ~ 127), BACnet routing uses the MAC address 127 by default, and the MAC addresses on the RS485 link cannot conflict
- MSTP Max Master Address: Default 127
- MSTP Max info Frames (1 to 10): Default 1

The maximum number of messages routed to the MSTP network during each token pass.

- Baud rate (9600, 19200, 38400, 57600, 76800, 115200), refer to MSTP link communication configuration

### BACnet MSTP COM1

Enable

Network Number:

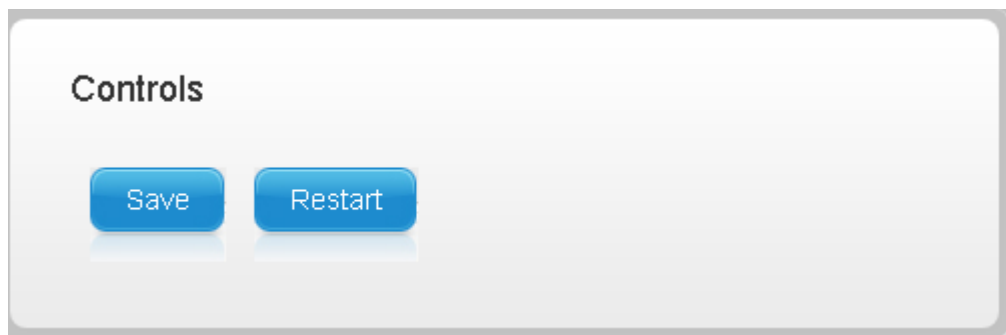
MSTP MAC Address:

MSTP Max Master:

MSTP Max info Frames:

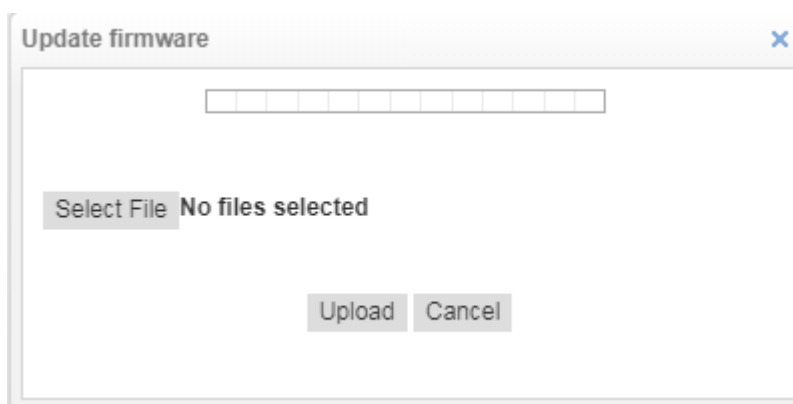
Baud Rate:  
 ▼

### 3.5 Save the configuration and restart the BACnet route to take effect



### 3.6 Firmware Upgrade

Firmware upgrade for BACnet routing. The upgrade package is a compressed file and can be used directly without decompression.



## 4 Router hardware configuration

|                  |                            |
|------------------|----------------------------|
| Serial port      | 4 RS485 / RS232 interfaces |
| Network port     | 2 Ethernet interfaces      |
| power supply     | AC / DC 9V ~ 36V           |
| weight           | 230g                       |
| Shell protection | IP51                       |
| size             | 135mmx85mmx29mm(LxWxH)     |

|  |                    |
|--|--------------------|
| installation                               | DIN rail           |
| Power consumption                          | ≤3W                |
| Operating temperature<br>Relative humidity | -40~176F<br>20~90% |

## 5 Contact us

www.lmgateway.com

1926608609@qq.com

+86 18049040679

SUNCHEN



